

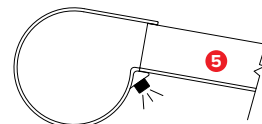
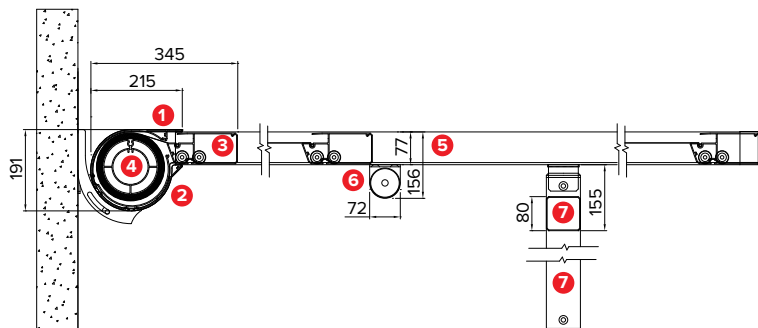
# R172 PERGOZIP



Peso medio  
Medium Weight

## Dati tecnici . Technical data

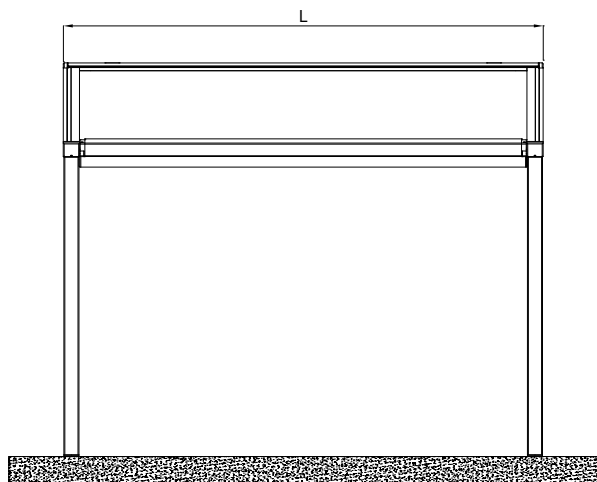
Quote espresse in mm - Dimensions in mm



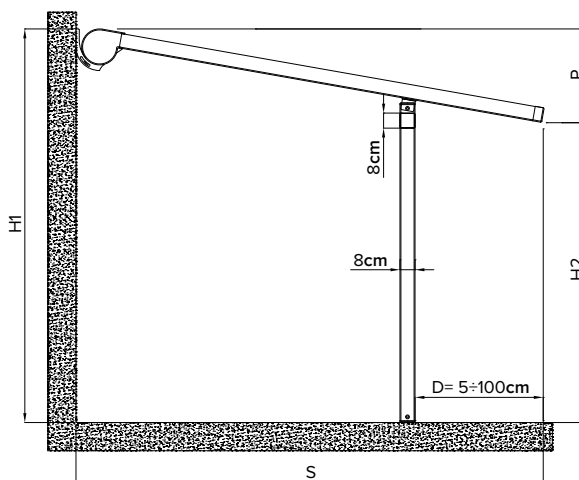
Sede predisposta per LED LAMP  
Location provided for LED LAMP



Vista frontale . Frontal view



Vista laterale . Side view



\* Sede per inserimento di luci LED o scorrevoli per teli a drappeggio . Location for inserting LED lights or sliders for drapes.

<b>Sporgenza</b> Projection	<b>S cm</b>	200	250	300	350	400	450	500	550
<b>Pendenza minima</b> Least inclination	<b>P cm</b>	45	55	60	70	80	125	140	155
<b>Frangivento**</b> Wind-break	<b>n°</b>	1	1	1	1	1	1	2	2

\*\* Incluso per larghezze superiori a 5 mt. . Included for over mt. 5,00 width.

Si precisa che questa struttura è stata progettata per protezione solare. Adottando pendenze adeguate, e con l'impiego dei frangivento, indicati in tabella, la struttura può offrire anche un riparo da pioggia. Portata massima di pioggia ammessa di circa 8mm/h, pari ad una pioggia di media intensità. In caso di forti temporali si consiglia di ritrarre il telo, onde evitare la formazione di sacche d'acqua, evitando quindi di lasciare la struttura aperta incustodita.

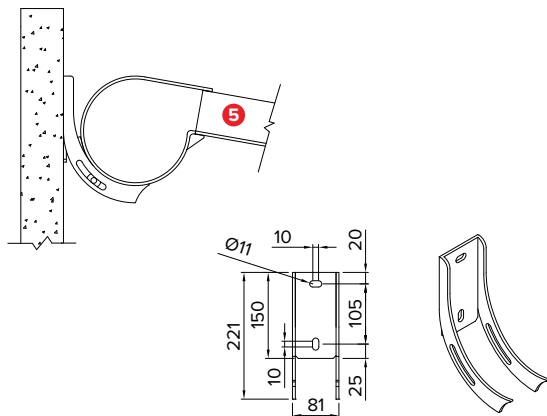
This structure has been projected for sun protection. With suitable slopes, and using windbreaks as indicated in the table, the structure can also offer a shelter from rain. Maximum permissible load of rain about 8mm / h, corresponding to a middle intensity rain. In case of heavy storms it is suggested to retract the cloth in order to avoid creation of water pockets, so avoiding to leave the structure open.

# R172 PERGOZIP

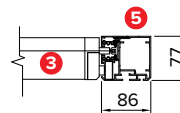
## Dettagli tecnici . Technical details

Quote espresse in mm - Dimensions in mm

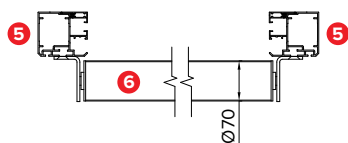
Staffa attacco parete . Wall application bracket



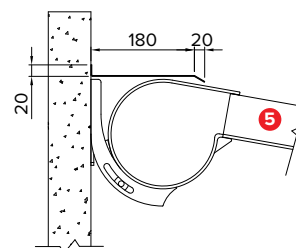
Dettaglio guida . Rail detail



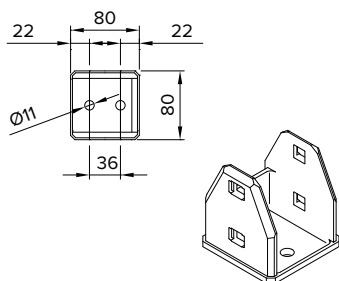
Dettaglio frangivento . Wind-break detail  
088-930



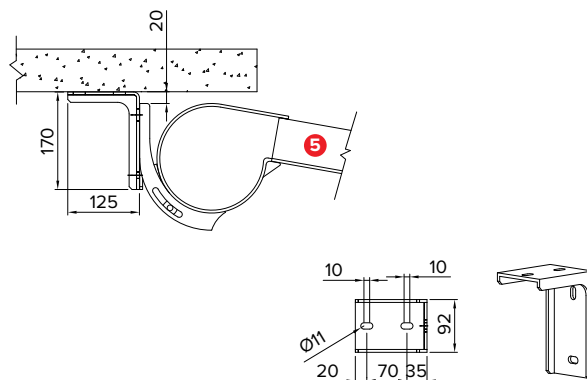
Dettaglio tettuccio . Roof detail  
033-214



Piede a terra . Foot



Attacco a soffitto . Ceiling application  
088-920



## Legenda tecnica . Technical legend

- 1 Cassonetto superiore . Upper cassette
- 2 Cassonetto inferiore . Low cassette
- 3 Terminale scorrevole . Front bar
- 4 Rullo avvolgitore . Tube roll
- 5 Guida . Rail
- 6 Frangivento . Wind-break
- 7 Traverso/Piantana . Crossbeam/Pole

- H1 Altezza posteriore . Back height
- H2 Altezza frontale . Frontal height
- S Sporgenza . Projection
- P Pendenza . Inclination
- L Larghezza . Width
- D Arretramento piantane . Backing poles