



# SOLITÄR FULL-CASSETTE FOLDING ARM AWNING



**PREMIUM GERMAN  
TECHNOLOGY**





## COVERED | SOLITÄR FULL-CASSETTE FOLDING ARM AWNING

The Covered **SOLITÄR** Full-Cassette Folding Arm Awning is a practical solution for providing continuous shade and protection from the sun's harmful rays.

German Engineering guarantees unparalleled technical strength in combination with a compact and stylish design.

The unique rounded rectangular design allows for up to 7000mm (7m) coverage in width and 4000mm (4m) in projection making the Covered **SOLITÄR** ideal for covering larger areas.

Designed utilising flat extruded brackets for a neat and flush mounted application.

All Covered components are constructed of Marine Grade Stainless Steel and our full-cassette is extruded from 6061 Structural Grade Aluminium.

*“ Compact, reliable and perfectly finished. The **COVERED SOLITÄR** Full-Cassette Folding Arm Awning has been intelligently designed and engineered utilising the latest German Manufacturing Techniques ”*




SOLIDUX SOLITÄR



SOLIDUX SOLITÄR



SOLIDUX SOLITÄR



SOLIDUX SOLITÄR



FULL-CASSETTE AWNING

FABRIC TRAY

CASSETTE END CAPS MADE OF POWDER-COATED DIE-CAST ALUMINIUM

SUPERIOR ARM TECHNOLOGY

FLUSH MOUNTING POSSIBLE



We guarantee our customers **5 YEARS** of perfect **SOLIDUX** quality on all architectural arm awnings. How can we do this? The mounting brackets made of extruded aluminium and all awning hardware are made of weather-resistant components.

## OUR ICONS



ISO 9001:2008



QUALITY APPROVED



VOICE CONTROL



CUSTOM APP



HOME AUTOMATION



SUN/UV PROTECTION



WIND RATING (upto 50kms)



HUGE COLOUR RANGE

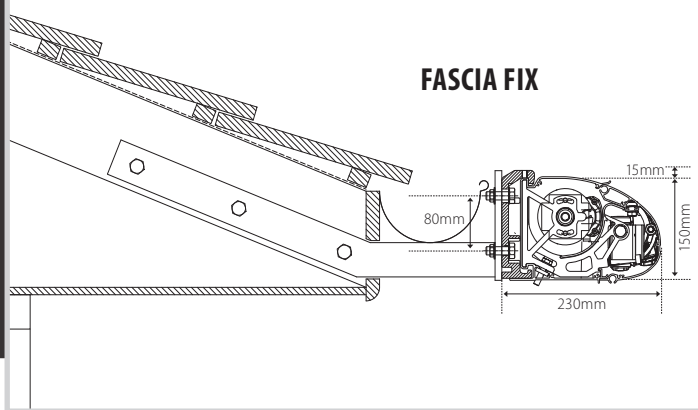


EXTENSIVE FABRICS

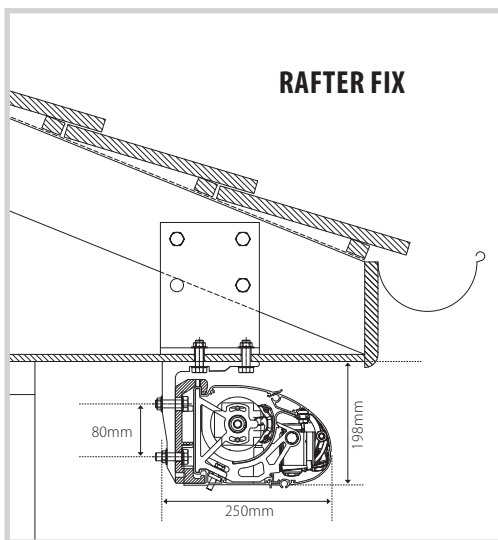


LED LIGHTS

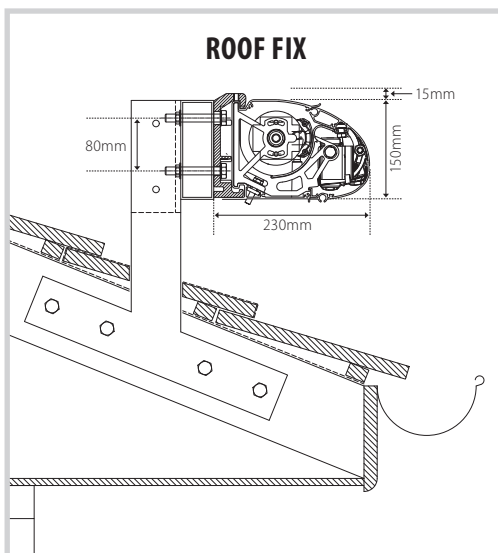
## FASCIA FIX



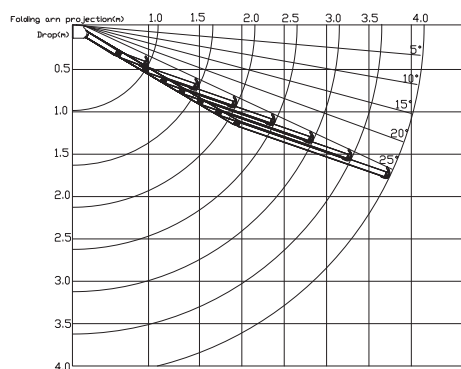
## RAFTER FIX



## ROOF FIX



## FOLDING ARM PITCH PROJECTION



**SOLIDUX®**  
PREMIUM GERMAN TECHNOLOGY

### AVAILABLE SIZES

WIDTH	Max. 7000mm (7m) / Min. 2080mm (2.08m)
PROJECTION	Max. 4000mm (4m) / Min. 1500mm (1.5m)

### HEADBOX

MATERIAL	Powder Coated 6061 Grade Extruded Aluminium
DIMENSIONS	Height: 150mm top/bottom, Depth: 230mm front/back
FINISH	Standard finishes are WHITE, ANTHRACITE & SILVER or for custom select from Dulux Powder Coat Range.

### TOP ROLLER

MATERIAL	78mm Diameter Heavy-Duty Galvanised Steel Tube
----------	--

### ARM ASSEMBLY

MATERIAL	6061 Grade Extruded Aluminium
----------	-------------------------------

### END CAPS

MATERIAL	Powder coated cast aluminium providing a minimal profile appearance
----------	---

### FIXING METHODS

TYPE	FACE FIX, TOP FIX, FASCIA FIX, ROOF FIX and RAFTER FIX options available
------	--

### CONTROL OPTIONS

CRANK OPERATION	Easy to use for dimensions up to 6000mm (6m) width and 3500mm (3.5m) projection with integrated gear-drive technology (GFT).
MOTORISED	Tubular motor mounted internally in top roller. Available: SIMU, SOMFY, ACMEDA or ALPHA.

### FABRIC OPTIONS

RECOMMENDED	100% Solution Dyed Acrylics. Covered offers all the leading brands, colours and fabric trends.
-------------	---

## SOLITÄR MOTORISED BRANDS









## SOLITÄR STANDARD FRAME COLOURS



WHITE



ANTHRACITE



SILVER

CUSTOM POWER COAT COLOURS AVAILABLE ON REQUEST

YOUR NEAREST COVERED RETAILER



# SOLIDUX®